

# Go1

# Welcome to Go1 Learn


Save time with AI-powered curation, personalized recommendations, and actionable insights that help you deliver the right learning, to the right people—faster.

# All the learning content you need – in one place

**Go1 Learn** brings together learning from 250 leading content brands and niche experts across every region, topic, and skill.

Instead of jumping between platforms, Go1 gives you one simple place to access high-quality content – plus smart tools to curate what works best for your team.

## Why you'll love Go1 Learn



**Quickly find the right content** – AI-powered search and chat help you surface relevant learning in seconds—and build smart playlists as you go.



**Highlight what matters most** – Use built-in curation tools to feature high-impact content directly on your homepage.



**Make smarter decisions** – Tap into insights on skill trends and learner sentiment to guide your L&D strategy with confidence.

[Take a tour of Go1 to see it in action](#)

# Go1

coursera

cegos  
Beyond  
knowledge

PLURALSIGHT

# Go1

Packt

EasyLlama

edureka!

# Welcome to your intelligent homepage

When you log in to Go1 Learn, you'll land on a homepage designed to guide each learner to the right content. Here's what to explore first:

## Smart search

Quickly find relevant courses by typing in a skill, content provider, or learning goal. Click "Search" for a deeper view and advanced filtering options.

## Actionable insights

Go1 Insights helps you see what skills your team is building, how they stack up against industry benchmarks, and which content is landing best—so you can make confident, data-backed decisions.



## Curated content highlights

Put your most important content front and center. Promote curated playlists or key courses on the homepage based on your company's goals, values, or learning priorities. Spotlight content that aligns with seasonal campaigns.

[Learn more about how to feature important content here](#)

# Narrowing your search

You shouldn't have to spend hours curating content. Here are a few ways to refine your search and identify relevant content in minutes

## Search topics and skills

Each search result shows suggested topics and skills for you to further refine what you're looking for. Build tailored playlists as you go.

## Search filters

Popular filters most used by admins:

- Duration
- Type (ex: interactive, video, course, etc.)
- Level
- Provider
- Topic
- Language
- ... and more

The screenshot shows the Go1 search interface. At the top left, the ACME logo and 'Go1' are visible. A navigation sidebar on the left includes Home, Search, Learning, Administer, Library, Insights (marked as 'New'), and Go1Pay. The main search area has a search bar with 'leadership' entered. Below the search bar, an AI suggestion box displays 'AI suggests exploring these topics and skills' with buttons for Strategic Thinking, Team Management (checked), Conflict Resolution, Emotional Intelligence, Decision Making, Communication Skills, Coaching and Mentoring, Change Management, Visionary Leadership, and Performance Management. Below this are 'Open chat' and 'Generate a playlist' options. A filter bar shows '2168 Items' and '69 Playlists'. The filter bar includes dropdowns for Duration, Provider, Level, Type, and Region, along with an 'Add filter' button and a 'Most Relevant' sort option. Below the filter bar, there are 'Bulk select' and 'All Added Not Added' buttons. The search results list several items, each with a thumbnail, title, provider, duration, and rating. A context menu is open over one of the results, showing options for 'Spotlight', 'Save', and 'Share link'. The user profile 'John ACME' is visible in the bottom left corner.

## Talk to your personal AI curation expert

AI chat is especially great when you're not sure where to start or you have a broad topic in mind that you want to break down. It helps you narrow down to the right content based on your curation goals.

## Save content or spotlight

Save courses to revisit at a later time. This is a great way to get a new playlist started. You can also spotlight content – this will show up on learners' Homepage under "Company Spotlight" in the carousel

[Watch this short walkthrough on how to find relevant content fast](#)

# Curating and promoting content

Easily surface the content that matters most. Go1 Learn helps you organize, personalize, and promote learning resources that align with your team's goals—right from your homepage.

The screenshot displays the Go1 Library interface. At the top, there are filters for 'All Items' (450), 'Playlists' (87), and 'Retirements' (11). A search bar and '+ Add filter' button are visible. A 'Create Playlist' button is highlighted with a yellow box, and a dropdown menu shows options like 'with AI' and 'by myself'. Below the search bar, there are tabs for 'All', 'Created by me', and 'Shared with me'. A table lists various learning items with columns for Title, Providers, and Items. A 'Spotlight' card is highlighted with a yellow box, featuring a 'Visionary Growing at work' course with a 4.9 rating and 321 reviews. A 'Go1' logo is visible in the bottom right corner of the interface.

Title	Providers	Items
100% Effective Manager Skills	100% Effective	14 items
AI Era Training	GenAI Studio	9 items
AI Training for Ethical AI and Machine Learning Skills	GenAI Studio	4 items
AI playlist	GenAI Studio	0 items
AI playlist	GenAI Studio	2 items
API management	GenAI Studio	1 item
Advanced Selling Skills	ej4	14 items
Agentic AI Frameworks Learning Path	GenAI Studio	10 items

## Helpful tips

- ✓ Use **Playlists** to group content by skills, topics, or roles. Go1's AI can even suggest a starting point based on a learning goal—just refine it to fit your needs. Learn more [here](#).
- ✓ Use **Spotlights** to shine a light on key content—whether it's your own or from Go1's library. Spotlights are perfect for seasonal themes or time-sensitive priorities. Learn more [here](#).
- ✓ Use **Featured content** to pin high-priority content that supports your current focus—like values, competencies, or company-wide initiatives. Update only when priorities shift. Learn more [here](#).

[Watch how to curate and promote content in just a few clicks](#)

# Make smarter learning decisions with Insights

Skills Insights helps you track what your teams are learning, how they compare to peers, and which programs are driving real impact—so you can optimize your learning strategy with confidence.

## Measure learning distribution

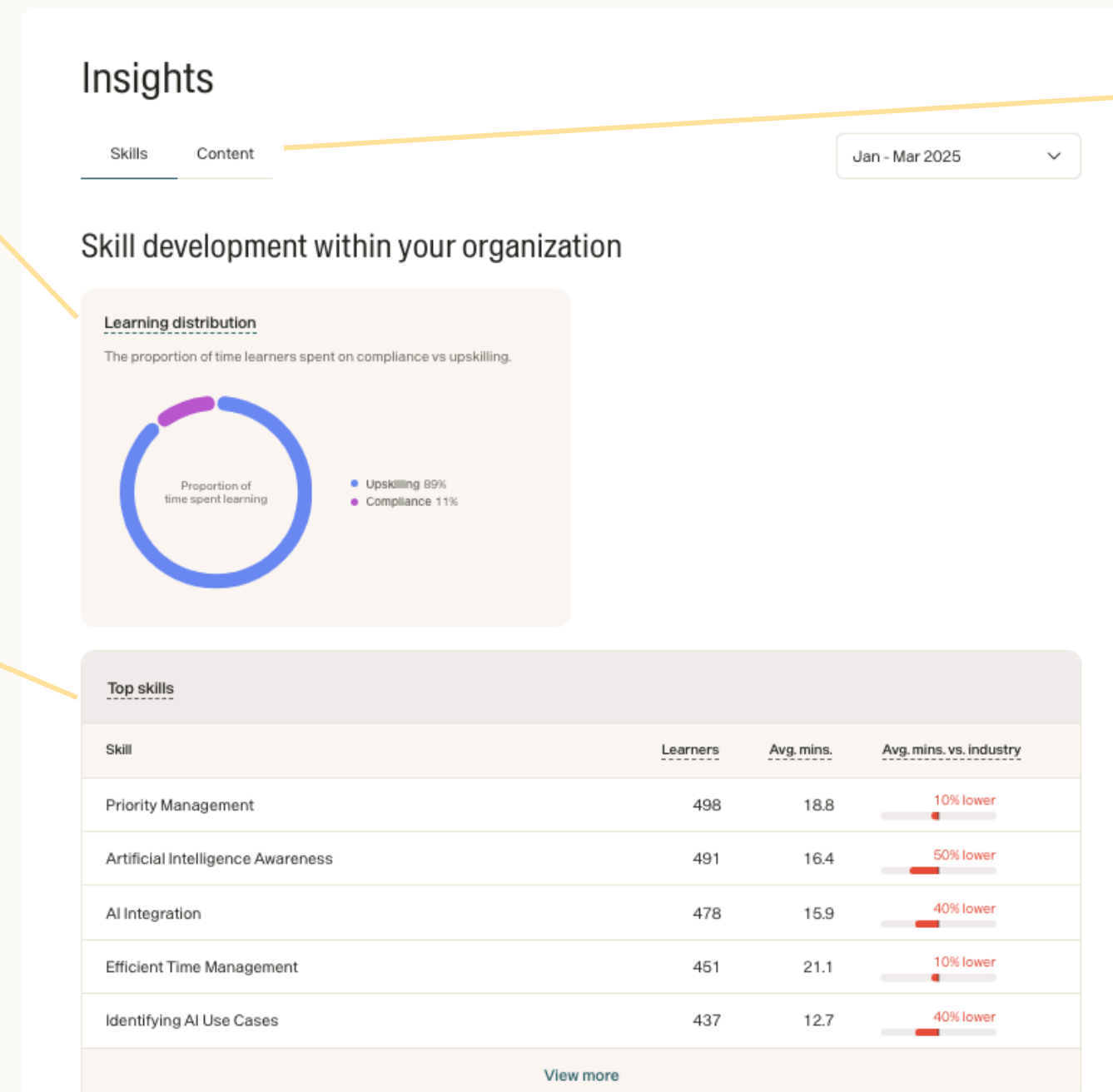
See how much time learners spend on compliance vs upskilling, and how much is self-directed. Monitor these shifts in real time.

## Spot key trends

Understand the most in-demand skills across your organization and industry. Clicking on a skill reveals a breakdown of

- Top content
- Top learners who've engaged
- Related popular content in your industry

Switch between “Skills” and “Content” Insights



[Watch a short walkthrough on how to get the most out of Skill and Content Insights](#)

# Make smarter learning decisions with Insights

Content Insights helps you identify content that resonates most with your learners and what content is highly rated across your industry.

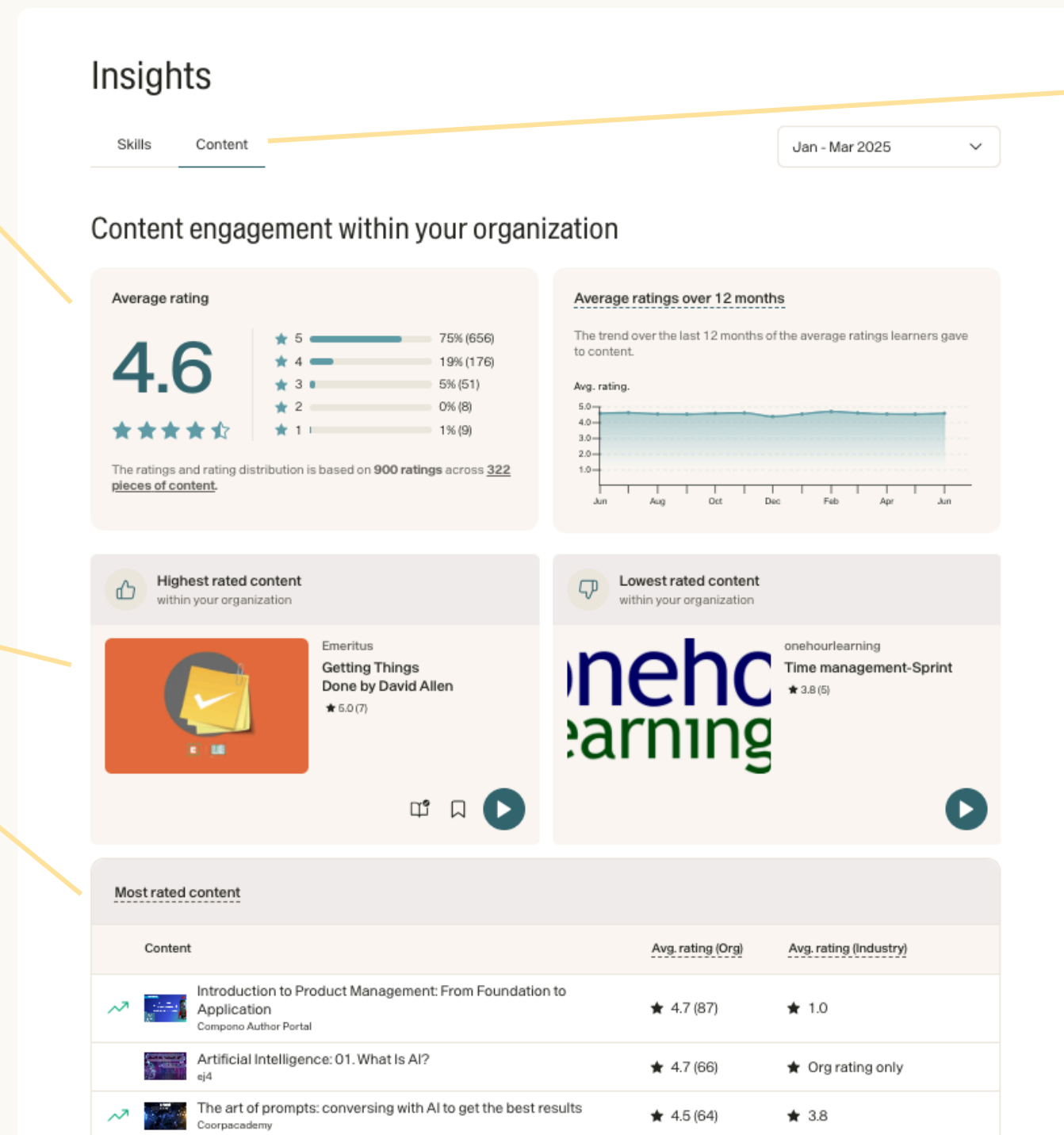
## See what's working

Track content ratings and learner sentiment across your organization over time. Quickly spot trends and adjust your library to reflect what learners value most.

## Improve engagement

Pinpoint top-rated and underperforming content to understand what's landing—and what needs a refresh. Dive into feedback and sentiment themes to fine-tune your approach.


Switch between “Skills” and “Content” Insights



[Watch a short walkthrough on how to get the most out of Skill and Content Insights](#)

# How to get the most out of your Go1 experience

You can toggle between **Go1 Learn** and **MyGo1** anytime by clicking on the bar at the top of your homepage

 Welcome to the new Go1 experience. Some features like assigning content aren't available yet. Return to the existing experience for these. [Return to myGo1](#)

 Manage your library, search content, and create AI playlists in Go1 Learn. [Switch to Go1 Learn](#)

## Where to go to complete key tasks during the transition from MyGo1 to Go1 Learn

### Content Discovery & Curation

#### **Go1 Learn**

Our advanced search tools and AI-playlists will help save you time

### Core Admin Tasks

(e.g., assigning content, user management)

#### **MyGo1**

Continue to manage users, groups, and assign content as you do today

### Reporting & Insights

#### **Go1 Learn**

Check out our new suite of content and skills insights to help you make more data-driven decisions

#### **MyGo1**

Continue to report on standard engagement metrics as you do today

### Learner Experience

#### **Go1 Learn**

Learners will automatically be redirected from MyGo1 to Go1Learn to ensure they have access to our enhanced homepage experience

Start building  
impactful programs  
today!

[learn.go1.com](https://learn.go1.com)